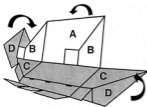
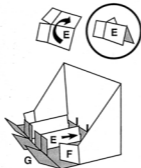


# THREE TIER DISPLAY Assembly Instructions

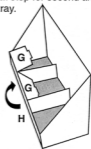
**1** Fold (A) up and side flaps (B) in toward each other. Roll up right & left flaps (C) at and roll over flaps (D) and lock in.



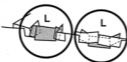
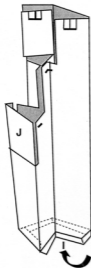
**2** Fold partitions (E) in half as shown. Insert into tray as shown.



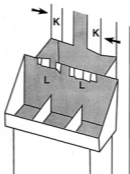
**3** Roll front double wall (H) over (F) flaps and lock (G) flaps in. Repeat step for second and third tray.



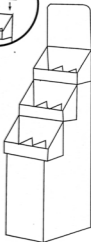
**4** Square up base. Fold bottom flaps (I) under base. Fold shelf (J) over.



**5** Fold side flaps in toward each other as shown (K). Place bottom tray onto shelf and insert butterfly tabs into slots as shown (L). Repeat for second tier and third tier.



**6** Place optional header into top slots.



YOUR FINISHED DISPLAY